

# WEEKLY STOCK MARKET NEWSFLASH

Friday, 08<sup>th</sup> August 2025



## KEY STATISTICS

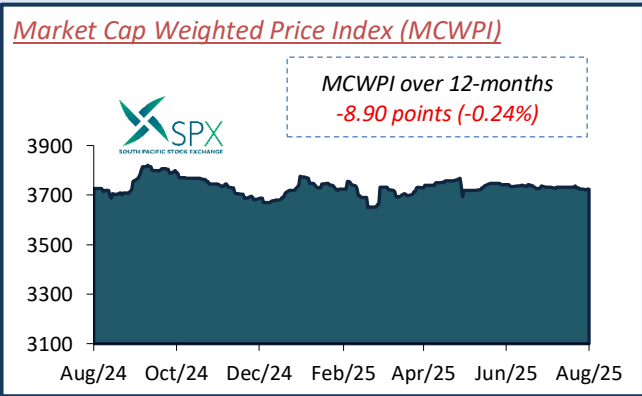
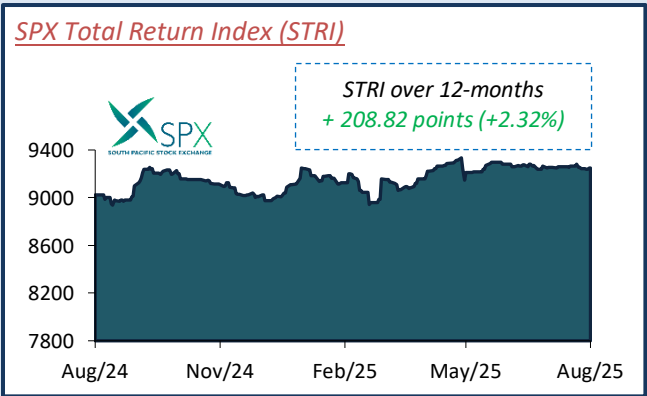
<b>Market Capitalisation:</b> \$3.59 billion -0.57%	<b>SPX Total Return Index:</b> 9,194.58 -0.57%	<b>Market Cap Weighted Price Index:</b> 3,703.80 -0.57%	<b>Value traded</b> \$115,934	<b>Number of trades</b> 192 Trades
---	--	---	----------------------------------	---------------------------------------

## TRADED SECURITIES

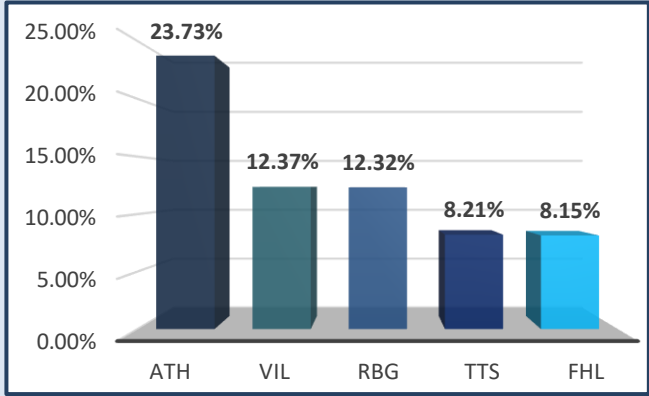
Security	Current Price (F\$)	Change (F\$)	Change (%)	Volume Traded	Value Traded (F\$)
<b>FHL</b> Fijian Holdings Limited	0.96	0.00	0.00	44,205	42,437
<b>SUN</b> Sun Insurance Company Limited	2.09	-0.01	-0.48	23,682	49,340
<b>KFL</b> Kontiki Finance Limited	1.29	0.00	0.00	6,570	8,384
<b>ATH</b> Amalgamated Telecom Holdings Limited	1.78	-0.04	-2.20	4,459	7,940
<b>FMF</b> FMF Foods Limited	1.75	0.00	0.00	1,404	2,389
<b>BCN</b> BSP Convertible Notes Limited	32.42	0.00	0.00	122	3,955
<b>RCF</b> The Rice Company of Fiji Limited	9.50	-0.01	-0.11	30	285
<b>TTS</b> Toyota Tsusho (South Sea) Limited	21.02	0.00	0.00	24	504
<b>RBG</b> RB Patel Group Limited	2.95	0.00	0.00	22	65
<b>PBP</b> Pleass Global Limited	7.94	0.00	0.00	20	159
<b>FIL</b> FijiCare Insurance Limited	25.00	0.00	0.00	19	475
Total				80,557	

Click on listed entity code to access company page on the SPX website

## MARKET INDICES



## TOP 5 SECURITIES BY MARKET CAPITALIZATION



Find us:



**DISCLAIMER:**

The information presented above is for information purposes only and should not be construed as investment advice. You are entitled to seek professional investment advice before proceeding with any investment. Speak with our Stockbrokers; FHL Stockbrokers: 3307 018, FijiStock Brokers: 3304 675 and Kontiki Stockbroking: 3307 284.