

WEEKLY STOCK MARKET NEWSFLASH

Friday, 8th May 2026



KEY STATISTICS

Market Capitalisation:
\$3.88 billion
+0.51%

SPX Total Return Index:
9,792.87
+0.51%

**Market Cap Weighted
Price Index:**
3,856.87
+0.51%

Value traded
\$208,465

Number of trades
144 Trades

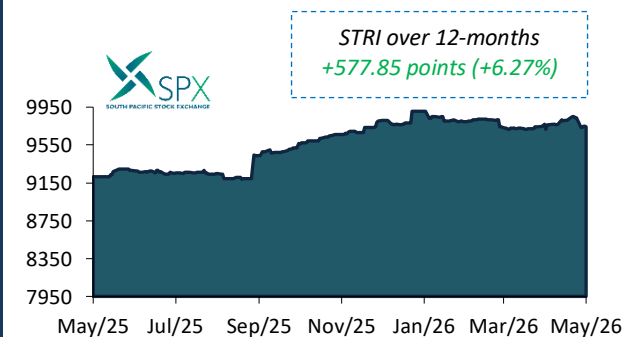
TRADED SECURITIES

Security	Current Price (F\$)	Change (F\$)	Change (%)	Volume Traded	Value Traded (F\$)
FMF FMF Foods Limited	1.83	0.00	0.00	50,539	92,486
SUN Sun Insurance Company Limited	2.20	-0.07	-3.08	16,609	37,200
FHL Fijian Holdings Limited	0.95	-0.03	-3.06	14,561	14,195
VBH VB Holdings Limited	6.91	0.00	0.00	7,000	48,370
KFL Kontiki Finance Limited	1.39	-0.02	-1.42	3,927	5,490
KGF Kinetic Growth Fund Limited	1.65	0.00	0.00	1,683	2,777
SML Shreedhar Motors Limited	1.25	+0.01	+0.81	727	909
PDM Port Denarau Marina Limited	2.28	-0.02	-0.87	502	1,153
PBP Pleass Global Limited	9.79	-0.01	-0.10	408	3,994
VIL Vision Investments Limited	4.54	+0.39	+9.40	371	1,571
RBG RB Patel Group Limited	2.98	-0.01	-0.33	107	319
				96,434	

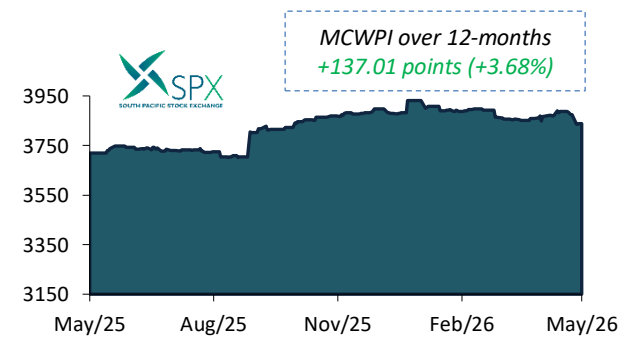
Click on listed entity code to access company page on the SPX website

MARKET INDICES

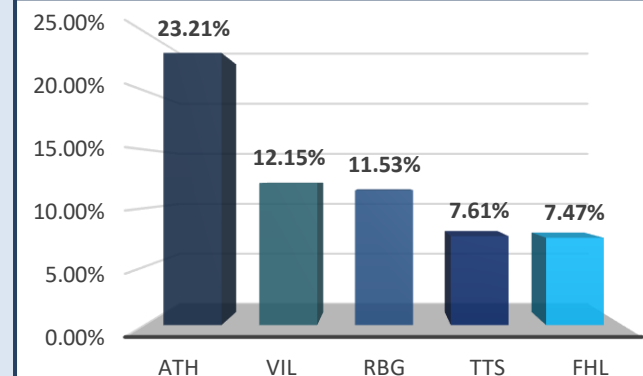
SPX Total Return Index (STRI)



Market Cap Weighted Price Index (MCWPI)



TOP 5 SECURITIES BY MARKET CAPITALISATION



Find us:



DISCLAIMER:

The information presented above is for information purposes only and should not be construed as investment advice. You are entitled to seek professional investment advice before proceeding with any investment. Speak with our Stockbrokers; FHL Stockbrokers: 3307 018, FijiStock Brokers: 3304 675 and Kontiki Stockbroking: 3307 284.