

KEY STATISTICS

Market Capitalisation:
\$3.34 billion
+0.36%

SPX Total Return Index:
8,655.16
+0.36%

Equal Weighted Price Index:
6,083.60
+1.14%


WEEKLY MARKET MOVERS




Security	Current Price (F\$)	Change (F\$)	Change (%)	Volume Traded	Value Traded (F\$)
ATH Amalgamated Telecom Holdings Limited	2.00	0.00	0.00%	2,274	4,548
KFL Kontiki Finance Limited	1.15	0.00	0.00%	30	35
PBP Pleass Global Limited	7.95	+1.05	+15.22%	1,600	11,880
PDM Port Denarau Marina Limited	2.20	+0.15	+7.32%	2,925	6,294
RBG RB Patel Group Limited	3.09	-0.01	-0.32%	863	2,667
TTS Toyota Tsusho (South Sea) Limited	20.00	0.00	0.00%	384	7,680

Click on listed entity code to access company page on the SPX website


WEEKLY MARKET ACTIVITIES SUMMARY




Number of securities traded
6 securities



Number of trades
39 trades




Volume traded
8,076 shares



Value traded
\$33,103

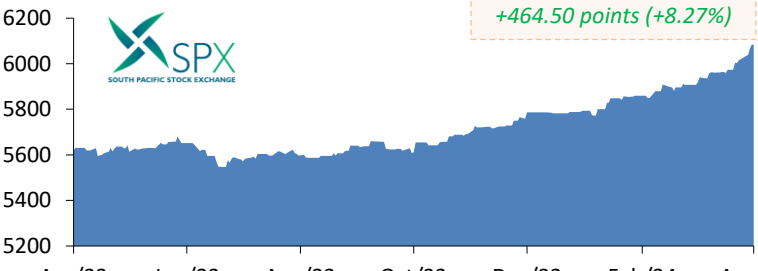
MARKET INDICES

SPX Total Return Index (STRI)



STRI over 12-months
+507.13 points (+6.22%)

Equal Weighted Price Index (EWPI)



EWPI over 12-months
+464.50 points (+8.27%)

OVERALL MARKET COMMENTARY

- During the week, trading activity on the SPX e-platform recorded 39 transactions in 6 listed securities accumulating a volume of 8,076 shares and a value of \$33,103.
- The market value for the week recorded a slight increase of 0.36%, concluding the week at \$3.34 billion. The increase was attributed by rise in share price for PBP and PDM shares and offset by the decrease in share price for RBG shares.
- The SPX Total Return Index (STRI) also showed a movement of 0.36% increase, while the Equal Weighted Price Index (EWPI), which weighs all listed entities equally, increased by 1.14%.