

WEEKLY STOCK MARKET NEWSFLASH

Friday, 6th September 2024



KEY STATISTICS

Market Capitalisation:
\$3.68 billion
+1.54%

SPX Total Return Index:
9,240.33
+1.54%

Equal Weighted Price Index:
6,379.46
+1.79%

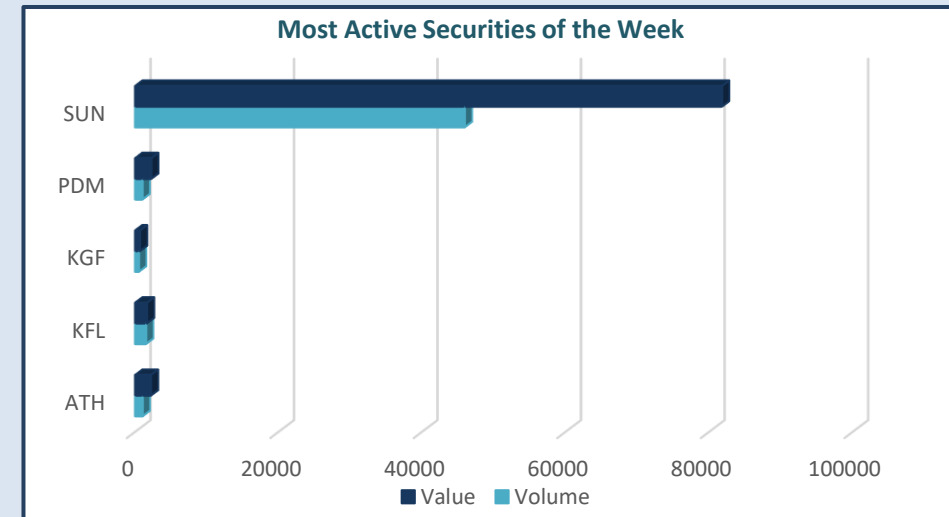
Number of securities traded
6 Securities

Number of trades
54 Trades

WEEKLY MARKET MOVERS

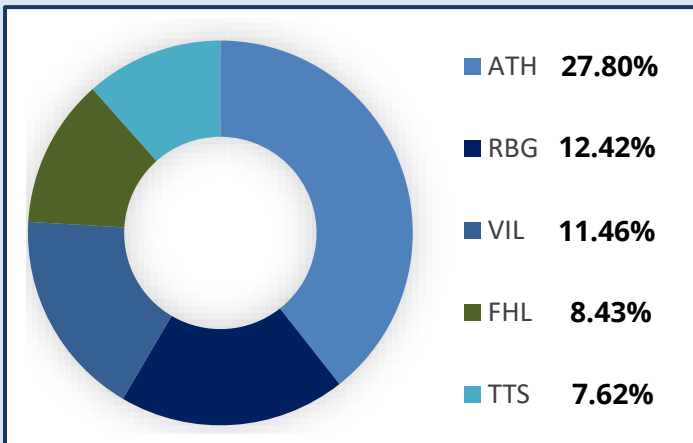
| Security | Current Price (F\$) | Change (F\$) | Change (%) | Volume Traded | Value Traded (F\$) |
|--|---------------------|--------------|------------|---------------|--------------------|
| ATH Amalgamated Telecom Holdings Limited | 2.14 | -0.01 | -0.47 | 1,020 | 2,178 |
| KFL Kontiki Finance Limited | 1.08 | 0.00 | 0.00 | 1,500 | 1,620 |
| KGF Kinetic Growth Fund Limited | 1.30 | +0.10 | +8.33 | 500 | 650 |
| PDM Port Denarau Marina Limited | 2.22 | -0.01 | -0.45 | 1,000 | 2,220 |
| SUN SUN Insurance Company Limited | 2.10 | +0.50 | +31.25 | 45,935 | 81,760 |
| BCN BSP Convertible Notes Limited | 30.99 | 0.00 | 0.00 | 248 | 7,746 |
| Total | | | | 50,203 | \$96,174 |

VOLUME AND VALUE TRADED GRAPH

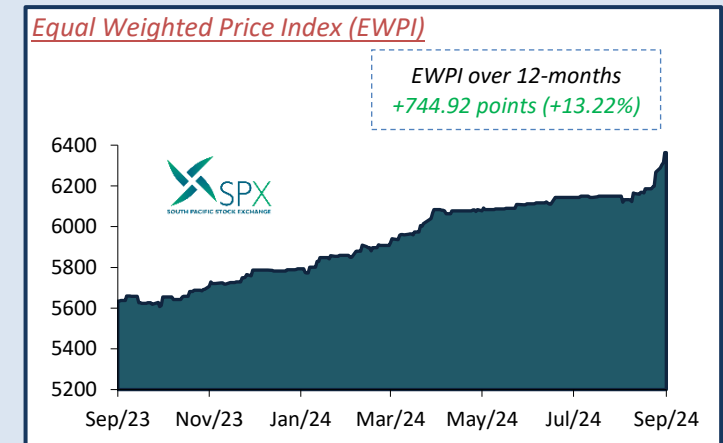
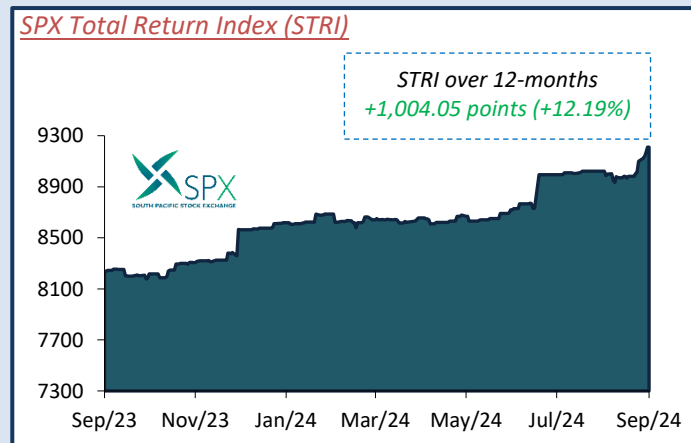


Click on listed entity code to access company page on the SPX website

TOP 5 SECURITIES BY MARKET CAPITALISATION



MARKET INDICES



Find us:



DISCLAIMER:

The information presented above is for information purposes only and should not be construed as investment advice. You are entitled to seek professional investment advice before proceeding with any investment.

Speak with our Stockbrokers; FHL Stockbrokers: 3307 018, FijiStock Brokers: 3304 675 and Kontiki Stockbroking: 3307 284.