

WEEKLY STOCK MARKET NEWSFLASH

Friday, 29th November 2024



KEY STATISTICS

Market Capitalisation:
\$3.56 billion
-0.17%

SPX Total Return Index:
9,007.83
-0.17%

Market Cap Weighted Price Index:
3,682.40
-0.17%

Number of securities traded
9 Securities

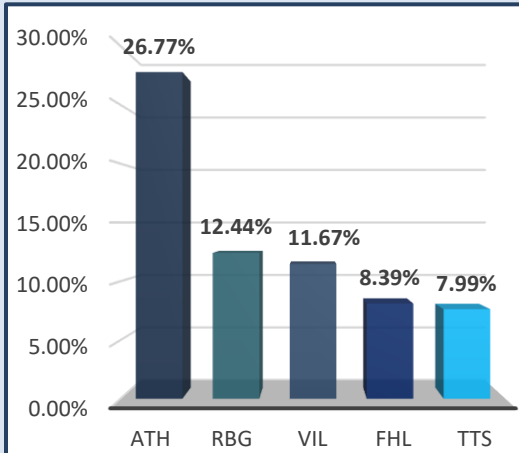
Number of trades
53 Trades

TRADED SECURITIES

Security	Current Price (F\$)	Change (F\$)	Change (%)	Volume Traded	Value Traded (F\$)
SUN SUN Insurance Company Limited	2.00	0.06	3.09	68,347	135,420
FMF FMF Foods Limited	1.75	-0.03	-1.69	24,983	43,721
KFL Kontiki Finance Limited	1.05	-0.01	-0.94	9,819	10,093
PBP Pleass Global Limited	7.94	0.00	0.00	1,175	8,835
FHL Fijian Holdings Limited	0.98	0.00	0.00	500	490
BCN BSP Convertible Notes Limited	28.00	-1.00	-3.45	211	5,908
PDM Port Denarau Marina Limited	2.21	0.00	0.00	179	396
ATH Amalgamated Telecom Holdings Limited	1.99	-0.01	-0.50	100	199
FIL FijiCare Insurance Limited	18.99	0.00	0.00	4	76
Total				105,318	\$205,137

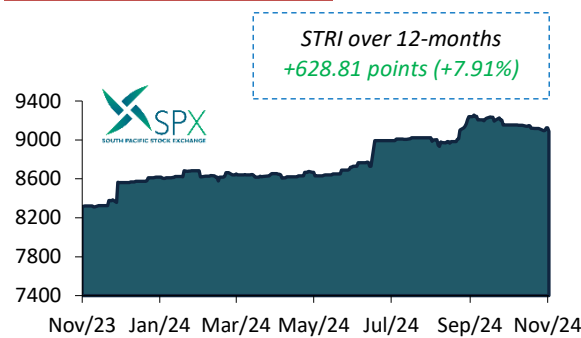
Click on listed entity code to access company page on the SPX website

TOP 5 SECURITIES BY MARKET CAPITALISATION

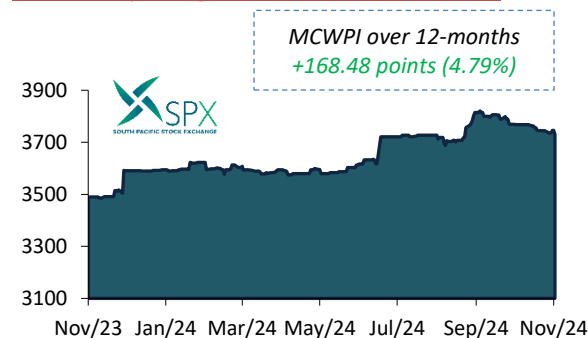


MARKET INDICES

SPX Total Return Index (STRI)



Market Cap Weighted Price Index (MCWPI)



DIVIDEND DECLARED



Dividend per Share: \$0.06
Ex-Benefit Date: 13/12/2024
Record Date: 18/12/2024
Payment Date: 30/12/2024



Dividend per Share: \$0.03
Ex-Benefit Date: 13/12/2024
Record Date: 18/12/2024
Payment Date: 30/12/2024

Find us:



DISCLAIMER:

The information presented above is for information purposes only and should not be construed as investment advice. You are entitled to seek professional investment advice before proceeding with any investment.

Speak with our Stockbrokers; FHL Stockbrokers: 3307 018, FijiStock Brokers: 3304 675 and Kontiki Stockbroking: 3307 284.