

HALF YEAR ACCOUNTS

Name of Listed Company: **ATLANTIC & PACIFIC PACKAGING COMPANY LIMITED**
UNAUDITED - STATEMENT OF PROFIT AND LOSS AND OTHER COMPREHENSIVE INCOME
FOR THE HALF YEAR ENDED 31ST DECEMBER 2024

| 31.12.2024 | *Increase/ Decrease | 31.12.2023 |
|--------------------------------|------------------------|--------------------------------|
| Current half year F\$000 | % | Current half year F\$000 |

1 Operating revenue

(a) Sales Revenue

(b) Other Income

(c) Total operating revenue

2 (a) Net profit/loss before tax

(b) Income Tax

(c) Net profit/loss after tax

3 (a) Extraordinary item after tax

(b) Net profit/loss after tax & extraordinary item

4 (a) Outside equity interest in net profit and extraordinary items after income tax

(b) Net profit/loss after extraordinary items and income tax attributable to members of the company

(c) Revenue Reserve at beginning

(d) Total available for appropriation

(e) Ordinary dividend provided for

(f) Preference dividend provided for

(g) Transfer to general reserves

(h) Total appropriations

(i) Retained profit at year end

5 Earnings per share


(a) Basic earnings per share (Cents)

(b) Diluted earnings per share (Cents)

| | | |
|---------------|-----|---------------|
| 10,825 | 0% | 10,813 |
| 118 | | 89 |
| 10,943 | | 10,902 |
| 1,829 | 5% | 1,738 |
| 457 | | 434 |
| 1,372 | | 1,305 |
| - | | - |
| 1,372 | | 1,305 |
| - | | - |
| 1,372 | 5% | 1,305 |
| 9,191 | | 7,806 |
| 10,563 | | 9,111 |
| - | | - |
| - | | - |
| - | | - |
| - | | - |
| 10,563 | 16% | 9,111 |
| 17.15 cents | | 16.31 cents |
| 17.15 cents | | 16.31 cents |



Sanjay Punja
Chairman




Swastika Prasad
Company Secretary

UNAUDITED - STATEMENT OF FINANCIAL POSITION
FOR THE HALF YEAR ENDED 31ST DECEMBER 2024

| | 31.12.2024 | 30.06.2024 | 31.12.2023 |
|--|--|---|--|
| | At end of current half year F\$000 | As shown in last Annual Report F\$000 | At end of current half year F\$000 |
| 6 Current Assets | | | |
| (a) Cash Assets | 1 | 2,104 | 1 |
| (b) Trade receivables | 1,950 | 1,327 | 1,894 |
| (c) Other receivables | 1,153 | 201 | 756 |
| (d) Inventories | 3,866 | 5,091 | 4,621 |
| (e) Current income tax assets | - | - | - |
| (f) Amounts owing by related companies | 6,752 | 2,440 | 4,204 |
| (g) Total current assets | 13,722 | 11,163 | 11,476 |
| Non Current Assets | | | |
| (h) Property, plant and equipment | 5,709 | 5,985 | 6,519 |
| (i) Long-term investment | - | - | - |
| (j) Term deposit | - | - | - |
| (k) Future Income tax benefit | 191 | 191 | 111 |
| (l) Intangible assets | - | - | - |
| (m) Other - Right of Use Asset | 1,194 | 1,433 | 248 |
| (n) Total non-current assets | 7,094 | 7,609 | 6,878 |
| (o) Total assets | 20,816 | 18,772 | 18,354 |
| 7 Current Liabilities | | | |
| (a) Trade payables | 731 | 1,863 | 1,819 |
| (b) Other payables and accruals | 948 | 601 | 254 |
| (c) Current tax liabilities | 378 | 72 | 59 |
| (d) Interest-bearing borrowings | - | - | - |
| (e) Term loan - secured | - | - | - |
| (f) Bank overdraft | 1,244 | - | 1,335 |
| (g) Unsecured advance | - | - | - |
| (h) Inter-company loan | 496 | 359 | 448 |
| (i) Provisions | - | - | - |
| (j) Other - Lease Liability | 234 | 464 | 272 |
| (k) Total current liabilities | 4,031 | 3,359 | 4,187 |
| Non-Current Liabilities | | | |
| (l) Term loan - secured | - | - | - |
| - unsecured | - | - | - |
| (m) Unsecured advance | - | - | - |
| (n) Inter-company loan | - | - | - |
| (o) Deferred tax liabilities | 1,253 | 1,253 | 1,057 |
| (p) Provisions | - | - | - |
| (q) Other - Lease Liability | 969 | 969 | - |
| (r) Total non-current liabilities | 2,222 | 2,222 | 1,057 |
| (s) Total liabilities | 6,253 | 5,581 | 5,244 |
| (t) Net Assets | 14,563 | 13,191 | 13,111 |
| 8 EQUITY | | | |
| (a) Contributed equity | 4,000 | 4,000 | 4,000 |
| (b) Reserves | - | - | - |
| (c) Retained profits/accumulated losses | 10,563 | 9,191 | 9,111 |
| (d) Equity attributable to members | 14,563 | 13,191 | 13,111 |
| OEI in controlled entities | | | |
| (e) Contributed equity | - | - | - |
| (f) Reserves | - | - | - |
| (g) Retained profits/accumulated losses | - | - | - |
| (h) Total outside equity interest in controlled entities | - | - | - |
| (i) Total Equity | 14,563 | 13,191 | 13,111 |



Sanjay Punja
Chairman



Swastika Prasad
Company Secretary

UNAUDITED - STATEMENT OF CASH FLOWS


FOR HALF YEAR ENDED 31 DECEMBER 2024 - ATLANTIC & PACIFIC PACKAGING COMPANY LIMITED

| | 31.12.2024 | 31.12.2023 |
|--|--------------------------------|--------------------------------|
| | Current half year F\$000 | Current half year F\$000 |
| 9 CASH FLOW FROM OPERATING ACTIVITIES | | |
| (a) Cash received from trading activities | 10,872 | 8,853 |
| (b) Cash payments | (8,644) | (7,287) |
| (c) Interest received | 53 | 31 |
| (d) Dividend received | - | - |
| (e) Interest paid | (30) | (22) |
| (f) Income tax paid | 764 | - |
| (g) Net vat paid | - | - |
| (h) Net cash inflow from operating activities | 3,015 | 1,575 |
| 10 CASH FLOWS FROM INVESTING ACTIVITIES | | |
| (a) Acquisition of fixed assets | (317) | (1,557) |
| (b) Proceeds from sale of fixed assets | - | - |
| (c) Acquisition of investment | - | - |
| (d) Long term deposit | - | - |
| (e) Proceeds from sale of associate | - | - |
| (f) Proceed from sale of investment | - | - |
| (g) Net cash (outflow) from investing activities | (317) | (1,557) |
| 11 CASH FLOWS FROM FINANCING ACTIVITIES | | |
| (a) Dividend paid | - | - |
| (b) Repayment of secured loan | - | - |
| (c) Proceed from issue of shares | - | - |
| (d) Loan from / to related companies | (4,900) | (2,210) |
| (e) Repayment of lease principal | (230) | (241) |
| (f) Net cash (outflow)/inflow from financing activities | (5,130) | (2,451) |
| 12 Net increase/(decrease) in cash held | (2,433) | (2,433) |
| (a) Cash/(overdraft) at beginning of year | 2,104 | 1,099 |
| Cash/(overdraft) at end of year | (329) | (1,334) |



Sanjay Punja

Chairman



Swastika Prasad

Company Secretary