

WEEKLY STOCK MARKET NEWSFLASH

Friday, 25th October 2024



KEY STATISTICS

Market Capitalisation:
\$3.62 billion
-0.58%

SPX Total Return Index:
9,120.61
-0.32%

Market Cap Weighted Price Index:
3,745.54
-0.58%

Number of securities traded
7 Securities

Number of trades
47 Trades

TRADED SECURITIES

DIVIDEND

Security	Current Price (F\$)	Change (F\$)	Change (%)	Volume Traded	Value Traded (F\$)
FHL Fijian Holdings Limited	0.95	-0.03	-3.06	17,280	16,484
SUN SUN Insurance Company Limited	2.00	-0.04	-1.96	7,000	14,000
KFL Kontiki Finance Limited	1.06	-0.01	-0.93	1,351	1,419
RBG RB Patel Group Limited	2.96	-0.04	-1.33	465	1,376
RCF The Rice Company of Fiji Limited	9.69	-0.10	-1.02	242	2,347
PDM Port Denarau Marina Limited	2.21	+0.01	+0.45	234	517
FIL FijiCare Insurance Limited	18.99	0.00	0.00	64	1,213
Total				26,636	\$37,357



Interim Dividend

Dividend per Share: \$0.0135
Dividend Return: 1.38%
Record Date: 23/10/2024
Payment Date: 31/10/2024

Final Dividend

Dividend per Share: \$0.05
Dividend Return: 1.23%
Record Date: 23/10/2024
Payment Date: 31/10/2024

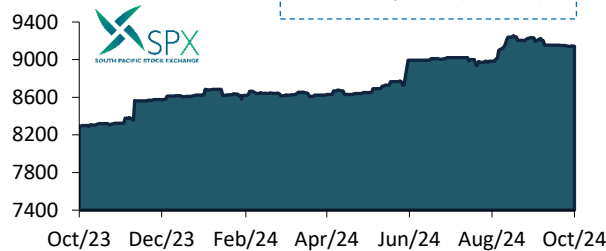
Click on listed entity code to access company page on the SPX website

MARKET INDICES

TOP 5 SECURITIES BY MARKET CAPITALISATION

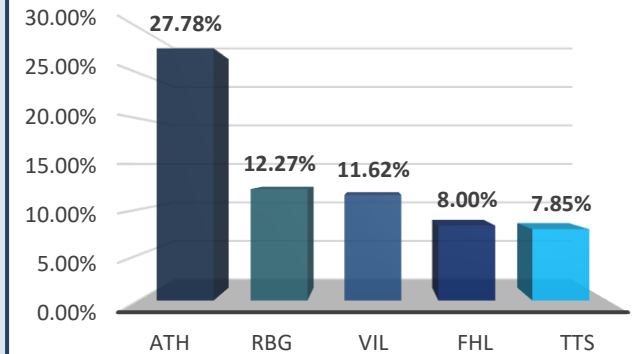
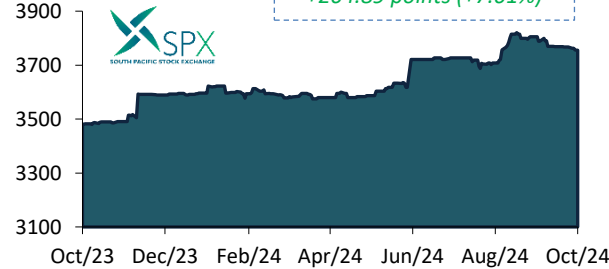
SPX Total Return Index (STRI)

STRI over 12-months
+826.59 points (+9.97%)



Market Cap Weighted Price Index (MCWPI)

MCWPI over 12-months
+264.89 points (+7.61%)



Find us:



DISCLAIMER:

The information presented above is for information purposes only and should not be construed as investment advice. You are entitled to seek professional investment advice before proceeding with any investment. Speak with our Stockbrokers; FHL Stockbrokers: 3307 018, FijiStock Brokers: 3304 675 and Kontiki Stockbroking: 3307 284.