

WEEKLY STOCK MARKET NEWSFLASH

Thursday, 02nd April 2026



KEY STATISTICS

Market Capitalisation:
\$3.89 billion
+0.20%

SPX Total Return Index:
9,762.69
+0.20%

**Market Cap Weighted
Price Index:**
3,866.86
+0.20%

Value traded
\$99,909

Number of trades
37 Trades

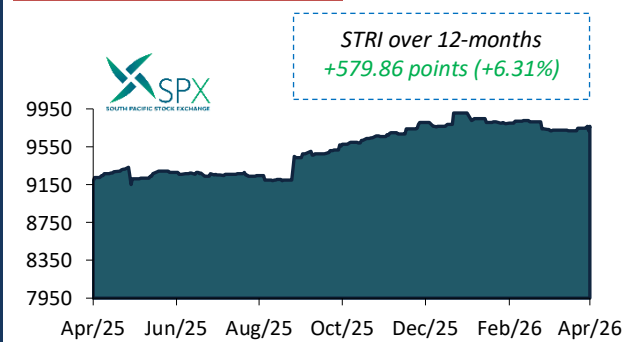
TRADED SECURITIES

Security	Current Price (F\$)	Change (F\$)	Change (%)	Volume Traded	Value Traded (F\$)
KFL Kontiki Finance Limited	1.41	0.00	0.00	25,678	35,954
KGF Kinetic Growth Fund Limited	1.65	+0.05	+3.12	20,000	33,000
SML Shreedhar Motors Limited	1.15	+0.08	+7.48	18,000	19,920
SUN Sun Insurance Company Limited	2.25	-0.03	-1.32	1,840	4,025
ATH Amalgamated Telecom Holdings Limited	1.89	0.00	0.00	1,053	1,950
FMF FMF Foods Limited	1.83	0.00	0.00	815	1,491
PBP Pleass Global Limited	9.80	+0.05	+0.51	350	3,430
FHL Fijian Holdings Limited	0.92	0.00	0.00	151	139
				67,887	

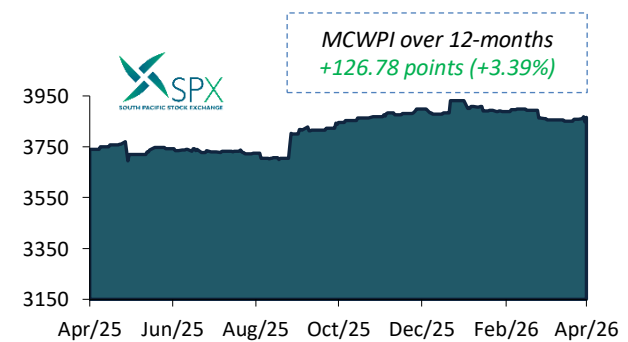
Click on listed entity code to access company page on the SPX website

MARKET INDICES

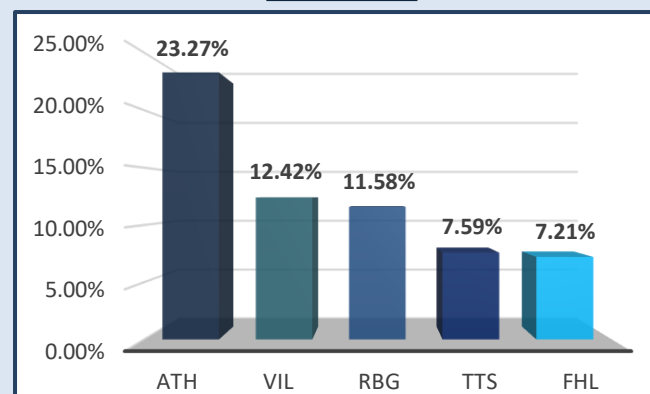
SPX Total Return Index (STRI)



Market Cap Weighted Price Index (MCWPI)



TOP 5 SECURITIES BY MARKET CAPITALISATION



DIVIDEND



Dividend per Share: \$0.032
Ex-benefit Date: 16/04/2026
Record Date: 21/04/2026
Payment Date: 29/04/2026



Dividend per Share: \$0.025
Ex-benefit Date: 17/04/2026
Record Date: 22/04/2026
Payment Date: 30/04/2026



Dividend per Share: \$0.09
Ex-benefit Date: 17/04/2026
Record Date: 22/04/2026
Payment Date: 30/04/2026



Dividend per Share: \$0.0135
Ex-benefit Date: 17/04/2026
Record Date: 22/04/2026
Payment Date: 30/04/2026

Find us:



DISCLAIMER:

The information presented above is for information purposes only and should not be construed as investment advice. You are entitled to seek professional investment advice before proceeding with any investment. Speak with our Stockbrokers; FHL Stockbrokers: 3307 018, FijiStock Brokers: 3304 675 and Kontiki Stockbroking: 3307 284.