

WEEKLY STOCK MARKET NEWSFLASH

Friday, 18th October 2024



KEY STATISTICS

Market Capitalisation:
\$3.64 billion
-0.02%

Market Cap Weighted Price Index:
3,767.36
-0.02%

SPX Total Return Index:
9,150.29
-0.02%

Number of securities traded
3 Securities

Number of trades
23 Trades

TRADED SECURITIES

Security	Current Price (F\$)	Change (F\$)	Change (%)	Volume Traded	Value Traded (F\$)
FHL Fijian Holdings Limited	0.98	0.00	0.00	28,629	28,056
SUN SUN Insurance Company Limited	2.04	0.00	0.00	4,181	8,487
PDM Port Denarau Marina Limited	2.20	-0.02	-0.90	2,210	4,862
Total				35,020	\$41,406

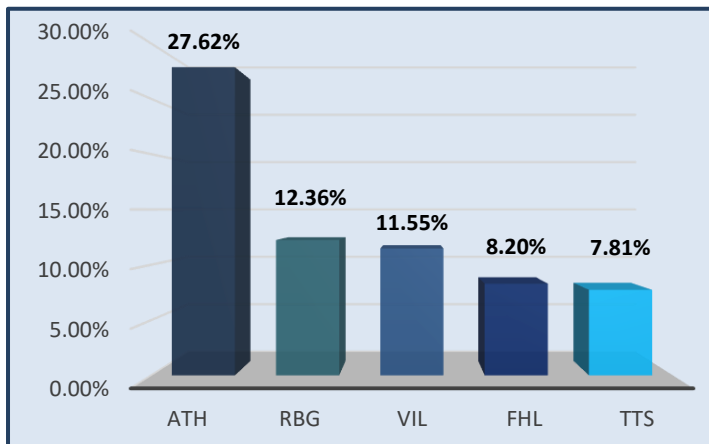
VOLUME AND VALUE TRADED GRAPH



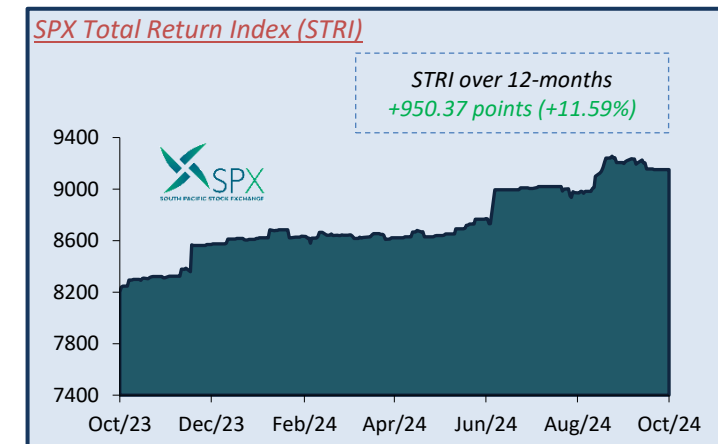
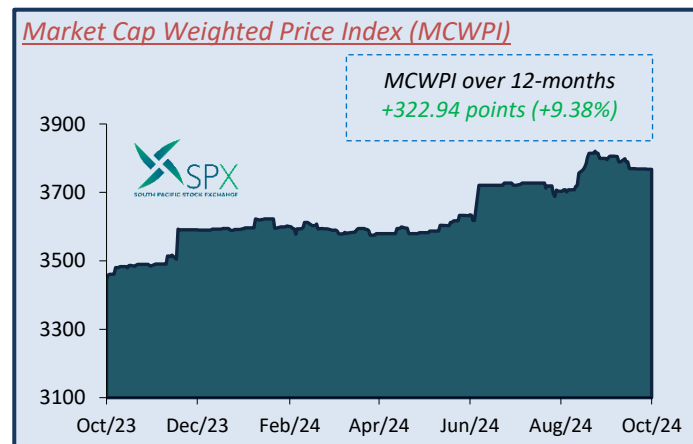
Dividend per Share: \$0.025
Ex-Benefit Date: 31/10/2024
Record Date: 06/11/2024
Payment Date: 14/11/2024

Click on listed entity code to access company page on the SPX website

TOP 5 SECURITIES BY MARKET CAPITALISATION



MARKET INDICES



Find us:



DISCLAIMER:

The information presented above is for information purposes only and should not be construed as investment advice. You are entitled to seek professional investment advice before proceeding with any investment.

Speak with our Stockbrokers; FHL Stockbrokers: 3307 018, FijiStock Brokers: 3304 675 and Kontiki Stockbroking: 3307 284.