

# WEEKLY STOCK MARKET NEWSFLASH

Friday, 10<sup>th</sup> April 2026



## KEY STATISTICS

**Market Capitalisation:**  
\$3.89 billion  
+0.07%

**SPX Total Return Index:**  
9,769.30  
+0.07%

**Market Cap Weighted  
Price Index:**  
3,869.48  
+0.07%

**Value traded**  
\$63,733

**Number of trades**  
41 Trades

## TRADED SECURITIES

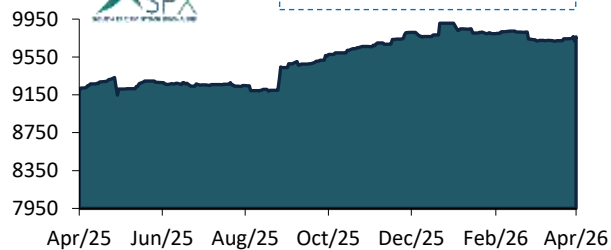
Security	Current Price (F\$)	Change (F\$)	Change (%)	Volume Traded	Value Traded (F\$)
<b>FHL</b> Fijian Holdings Limited	0.92	0.00	0.00	16,959	15,610
<b>SML</b> Shreedhar Motors Limited	1.20	+0.05	+4.35	12,069	14,465
<b>RBG</b> RB Patel Group Limited	3.00	0.00	0.00	8,873	26,619
<b>KFL</b> Kontiki Finance Limited	1.41	0.00	0.00	1,069	1,502
<b>CFL</b> Communications (Fiji) Limited	5.15	-0.75	-12.71	959	4,939
<b>SUN</b> Sun Insurance Company Limited	2.24	-0.01	-0.44	237	532
<b>PDM</b> Port Denarau Marina Limited	2.30	0.00	0.00	21	48
<b>FMF</b> FMF Foods Limited	1.83	0.00	0.00	10	18
				<b>40,197</b>	

Click on listed entity code to access company page on the SPX website

## MARKET INDICES

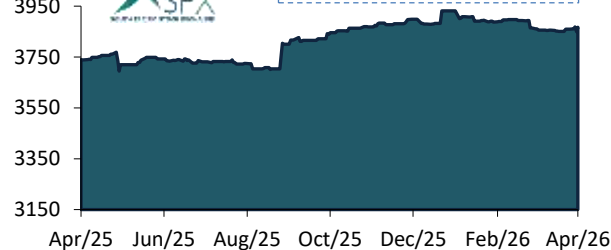
### SPX Total Return Index (STRI)

STRI over 12-months  
+504.11 points (+5.44%)

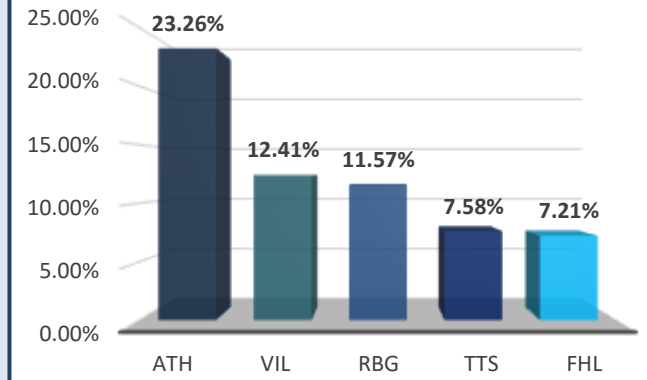


### Market Cap Weighted Price Index (MCWPI)

MCWPI over 12-months  
+120.58 points (+3.22%)



## TOP 5 SECURITIES BY MARKET CAPITALISATION



Find us:



**DISCLAIMER:**

The information presented above is for information purposes only and should not be construed as investment advice. You are entitled to seek professional investment advice before proceeding with any investment. Speak with our Stockbrokers; FHL Stockbrokers: 3307 018, FijiStock Brokers: 3304 675 and Kontiki Stockbroking: 3307 284.