



## HALF YEAR ACCOUNTS

Name of Listed Company: ATLANTIC & PACIFIC PACKAGING COMPANY LIMITED  
**STATEMENT OF PROFIT AND LOSS AND OTHER COMPREHENSIVE INCOME**  
**FOR HALF YEAR ENDED 31 DECEMBER 2022**

	31/12/2022		31/12/2021
	Current half year F\$000	*Increase/ Decrease %	Current half year F\$000
<b>1. Operating revenue</b>			
(a) Sales revenue	9,959	21%	8,231
(b) Other revenue	230		83
(c) Total operating revenue	10,189		8,314
<b>2. (a) Net profit/loss before tax</b>	<b>684</b>	<b>26%</b>	<b>542</b>
(b) Income tax expense	69		54
(c) Net profit/loss after tax	615		488
<b>3. (a) Extraordinary item after tax</b>	-		-
(b) Net profit/loss after tax & extraordinary item	615	26%	488
<b>4. (a) Outside equity interest in net profit and extraordinary items after income tax</b>	-		-
(b) Net profit/loss after extraordinary items and income tax attributable to members of the company	615		488
(c) Retained profit at beginning	7,492		6,905
(d) Total available for appropriation	8,107		7,393
(e) Ordinary dividend provided for	-		-
(f) Preference dividend provided for	-		-
(g) Transfer to general reserves	-		-
(h) Total appropriations	-		-
(i) Retained profit at year end	8,107	10%	7,393
<b>5. Earnings per share</b>			
(a) Basic earnings per share	7.69 cents		6.10 cents
(b) Diluted earnings per share	7.69 cents		6.10 cents

  
 Sanjay Punja  
 Director

  
 Swastika Prasad  
 Company Secretary

**STATEMENT OF FINANCIAL POSITION**  
FOR HALF YEAR ENDED 31 DECEMBER 2022

31/12/2022	30/06/2022	31/12/2021
At end of current half year F\$000	As shown in last Annual Report F\$000	At end of current half year F\$000

**6. Current Assets**

- (a) Cash Assets
- (b) Trade receivables
- (c) Other receivables
- (d) Inventories
- (e) Short-term investment
- (f) Other assets
- (g) **Total current assets**

1	1,679	-
1,313	1,243	1,077
1,008	202	1,164
7,017	5,035	4,224
-	-	-
3,173	1,174	5,643
<b>12,512</b>	<b>9,333</b>	<b>12,108</b>

**Non-Current Assets**

- (h) Property, plant and equipment
- (i) Long-term investment
- (j) Term deposit
- (k) Future Income tax benefit
- (l) Intangible assets
- (m) Other - Right of Use Asset
- (n) **Total non-current assets**
- (o) **Total assets**

4,936	5,240	4,220
-	-	-
-	-	-
-	75	-
-	-	-
695	919	1,160
<b>5,631</b>	<b>6,234</b>	<b>5,380</b>
<b>18,143</b>	<b>15,567</b>	<b>17,488</b>

**7. Current Liabilities**

- (a) Trade payables
- (b) Other payables and accruals
- (c) Current tax liabilities
- (d) Interest-bearing borrowings
- (e) Term loan - secured
- (f)
- (g) Unsecured advance
- (h) Inter-company loan
- (i) Provisions
- (j) Other - Lease Liability
- (k) **Total current liabilities**

2,109	2,074	1,399
185	232	267
-	-	-
-	-	-
-	-	-
1,990	-	1,340
-	-	-
686	398	1,642
-	-	-
466	466	473
<b>5,436</b>	<b>3,170</b>	<b>5,121</b>

**Non-Current Liabilities**

- (l) Term loan - secured  
- unsecured
- (m) Unsecured advance
- (n) Inter-company loan
- (o) Deferred tax liabilities
- (p) Provisions
- (q) Other - Lease Liability
- (r) **Total non-current liabilities**
- (s) **Total liabilities**
- (t) **Net Assets**

-	-	-
-	-	-
-	-	-
-	-	-
318	393	226
-	-	-
282	512	748
<b>600</b>	<b>905</b>	<b>974</b>
<b>6,036</b>	<b>4,075</b>	<b>6,095</b>
<b>12,107</b>	<b>11,492</b>	<b>11,393</b>

**8. Equity**


- (a) Contributed equity
- (b) Reserves
- (c) Retained profits/accumulated losses
- (d) **Equity attributable to members**


4,000	4,000	4,000
-	-	-
8,107	7,492	7,393
<b>12,107</b>	<b>11,492</b>	<b>11,393</b>

**OEI in controlled entities**

- (e) Contributed equity
- (f) Reserves
- (g) Retained profits/accumulated losses
- (h) **Total outside equity interest in controlled entities**
- (i) **Total equity**

-	-	-
-	-	-
-	-	-
<b>12,107</b>	<b>11,492</b>	<b>11,393</b>

  
Sanjay Punja  
Director

  
Swastika Prasad  
Company Secretary

**STATEMENT OF CASH FLOWS**  
**FOR HALF YEAR ENDED 31 DECEMBER 2022 - ATLANTIC & PACIFIC PACKAGING COMPANY LIMITED**

31/12/2022	31/12/2021
Current half year F\$000	Current half year F\$000

**9. Cash flow from operating activities**

(a) Cash received from trading activities	10,115	6,556
(b) Cash payments	(11,619)	(8,071)
(c) Interest received	29	83
(d) Dividend received		
(e) Interest paid	(38)	(62)
(f) Income tax paid		(73)
(g) Net vat paid		
<b>(h) Net cash inflow/(outflow) from operating activities</b>	<b>(1,513)</b>	<b>(1,567)</b>

**10. Cash flows from investing activities**

(a) Acquisition of fixed assets	(145)	(234)
(b) Proceeds from sale of fixed assets	-	-
(c) Acquisition of investment		
(d) Long term deposit		
(e) Proceeds from sale of associate		
(f) Proceed from sale of investment		
<b>(g) Net cash (outflow) from investing activities</b>	<b>(145)</b>	<b>(234)</b>

**11. Cash flows from financing activities**

(a) Dividend paid		
(b) Repayment of secured loan		
(c) Proceed from issue of shares		
(d) Loan from/ (to) related companies	(1,780)	(3,390)
(e) Repayment of lease principal	(230)	(229)
<b>(f) Net cash (outflow)/inflow from financing activities</b>	<b>(2,010)</b>	<b>(3,619)</b>

**12. Net increase/(decrease) in cash held**

(a) Cash/(overdraft) at beginning of year	1,679	4,080
Cash/(overdraft) at end of year	(1,989)	(1,340)

  
 Sanjay Punja  
 Director

  
 Swastika Prasad  
 Company Secretary