



STOCK MARKET TRADING REPORT

OCTOBER 2022



1.0 SPX Market Summary

1.1 October 2022 Key Market Highlights

- ✘ The month of October saw the aggregate market capitalisation post a gain of 6.59% concluding at \$3.18 billion. In terms of market activities on the SPX e-trading platform, a total of 116 transactions with a cumulative volume of 118,671 shares and a value of \$341,760 was recorded. Overall, 11 out of the 19 listed securities recorded market activities, amongst which; seven listed stocks recorded share price movements.
- ✘ On a year-to-date basis, the number of transactions as well as the volume and value traded stands higher in comparison to the same period last year. The market indices also show favourable movements on a 12-monthly basis in comparison to October 2021.
- ✘ The table below portrays detailed monthly statistics for October 2022 in comparison to September 2022 trading data together with the year-to-date statistics for the two years (YTD October 2022 vs YTD October 2021):

Particulars	Monthly			Year-on-Year		
	Oct-22	Sep-22	% Change	Oct-22	Oct-21	% Change
Volume traded in securities	118,671	2,233,325	-95%	5,817,525	2,785,126	+109%
Value traded in securities (\$)	341,760	3,628,567	-91%	11,722,465	6,306,568	+86%
Total number of trades	116	148	-22%	1,895	1,516	+25%
Average new order flow consideration/week (\$)	316,822	523,470	-39%	312,167	203,543	+53%
SPX Total Return Index	7,987.55	7,486.67	+7%	7,987.55	7,886.40	+1%
SPX Equal Weighted Total Return Index	12088.13	11644.76	+4%	12,088.13	11,637.01	+4%
SPX Equal Weighted Price Index	5,526.99	5,328.47	+4%	5,526.99	5,501.85	+0.5%
Bid to Offer ratio	1:26	1:25	+1%	1:35	1:30	+6%
Market Capitalisation (F\$ Billion)	3.18	2.98	+7%	3.18	3.19	-0.4%
GDP (F\$ Billion) *	10.88	10.88	0%	10.88	9.51	+14%
Volume traded to Issued Shares (%)	0.01%	0.16%	-95%	0.42%	0.20%	+109%
Market Capitalisation to GDP (%)	29.2%	27.4%	+7%	29.2%	33.5%	-13%

*Source: RBF Quarterly Review June 2022

1.2 New Investors

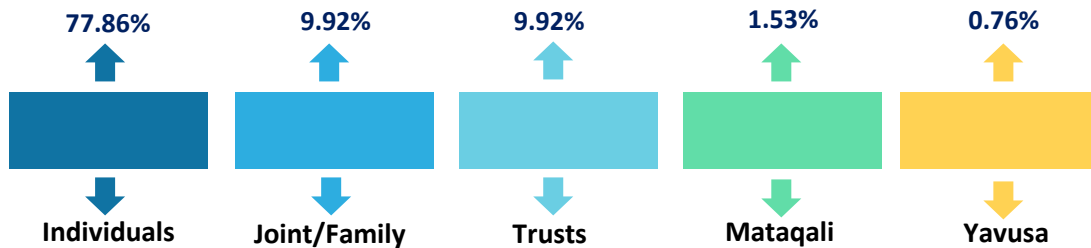
✘ By Month

- On the new investor front, 10 new/first time investors were recorded in October. Additionally, it was noted that multiple existing shareholders who had invested for the first time earlier in the year had re-entered the market during the month to either increase their investment in the same listed entity or diversified their investment portfolio by investing in a new listed entity. In total, over the past ten months, 131 new investors have been recorded where majority of these new investors have been seen to be investing in FHL followed by ATH and FMF. Other entities which have attracted new investors include; KFL, FBL, BCN, RBG, CFL, APP, PDM, VIL, RCF, TTS, PBP, FTV and FIL.
- Details of listed entities most preferred by new/first time investors is portrayed below:



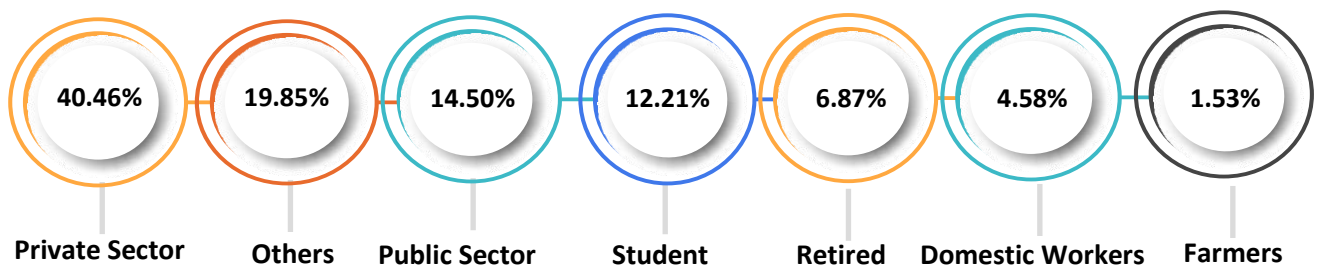
✕ By Investor Type

- Over the past ten months, “Individual” investors accounted for the major portion of new investors by investor type followed by “Joint/Family” and “Trust” type of investors.
- This is portrayed below for more information:



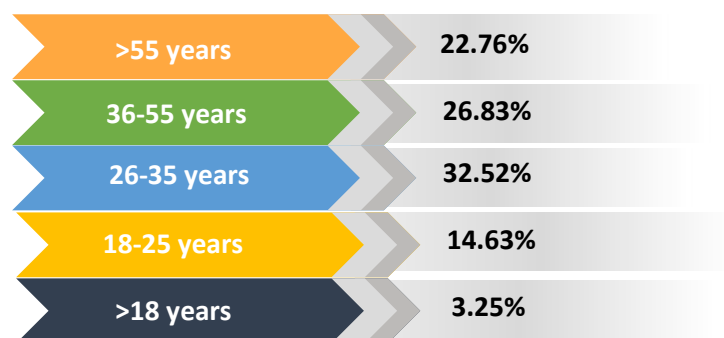
✕ By Occupation

- The new investors by Occupation so far in 2022 show that majority of the new investors entering the stock market are represented by those employed in the “Private Sector” followed by “Others” (this includes self-employed investors, Trust, Mataqali and Yavusa). It is also encouraging to note that around 12% of the new investors are students.
- This is portrayed below for more information:



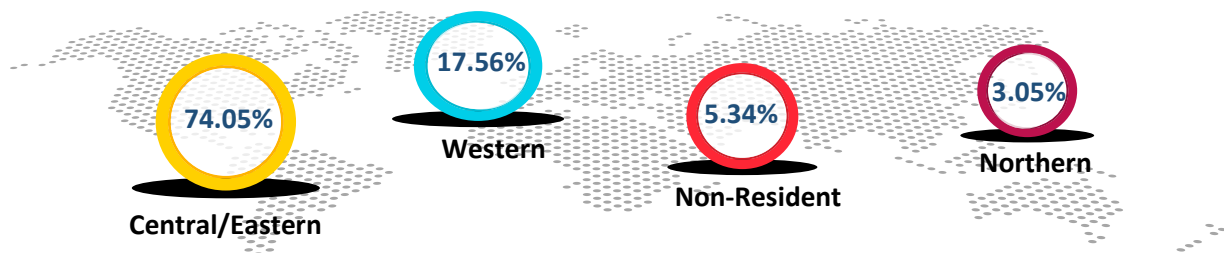
✕ By Age Range

- In terms of age groupings of new investors over the past ten months in 2022, it is apparent that majority of new investors who have entered the market are between the ages of 26 years to 35 years followed by investors between the ages of 36 years to 55 years. Collectively, 50.40% of new investors so far this year have been noted to be below the age of 35 years. This is an encouraging trend whereby the young populous is now being seen to become more financially aware about the long-term benefits of investing their savings in investment products such as shares. The SPX credits such shift in investor approach to its ongoing investor awareness initiatives being undertaken through various social media channels.
- A detailed illustration of the new investors by age range is shown below:



✕ By Geographical Location

- Overall and as per historical trends, it can be noted that majority of the new investors are from the Central/Eastern division followed by the Western division-based investors.
- The SPX with the three licensed stockbroking firms is located in Suva which helps investors from the Central division to access our services with more convenience, however, the SPX continues to disseminate all relevant information about investing through other mediums such as the SPX website and social media platforms to ensure all potential investors get access to relevant information about investing. The SPX is confident that with its continuing digital awareness initiatives, this will encourage investors from other divisions to also invest their savings in the stock market as we move forward.
- The investor trend by geographical location is illustrated below:

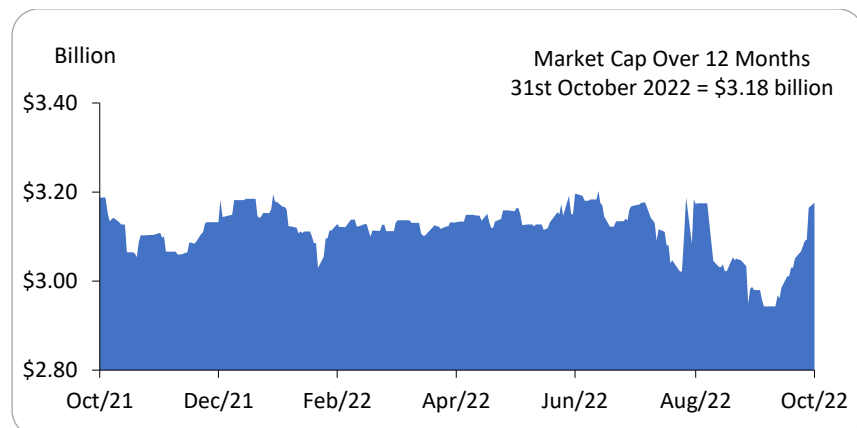


2.0 Key Stock Market Indicators

2.1 Market Capitalisation

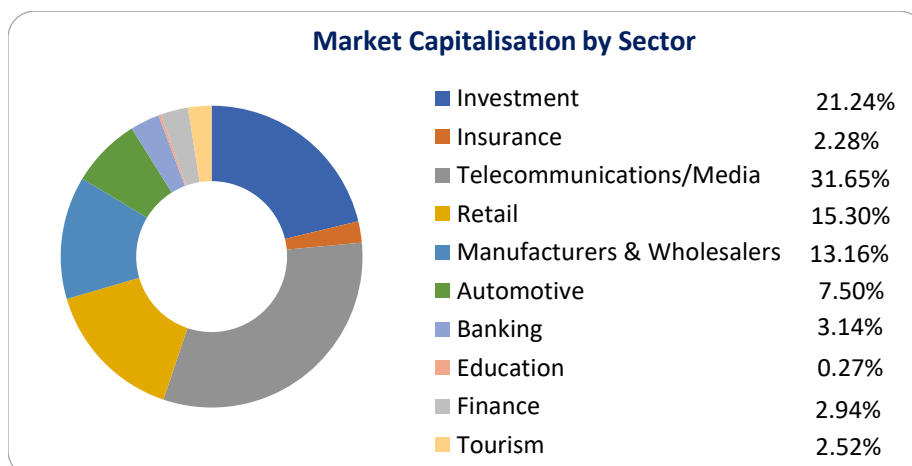
✕ Monthly Growth

- The overall market value for the month of October stood noticeably higher by 6.59% in comparison to prior month and concluded at \$3.18 billion. The increase is mainly due to increase in share price for stocks such as; ATH, CFL, FIL and FMF.
- Share price changes during the month of October 2022 per listed entity is illustrated under Section 2.6 for information.



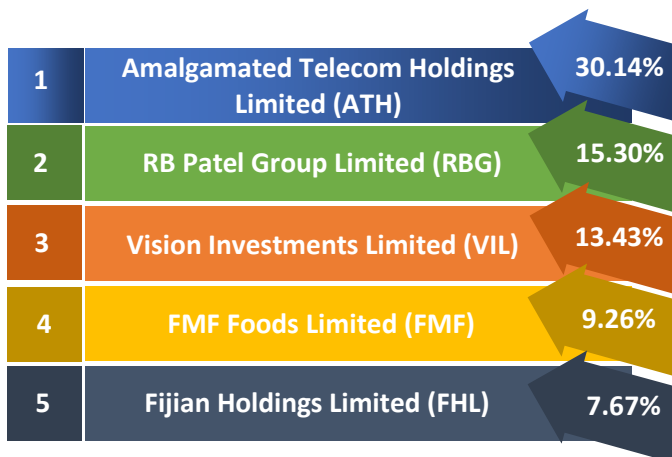
✕ Market Capitalisation by sector

- The market capitalisation by each sector as at October 2022 is demonstrated below:



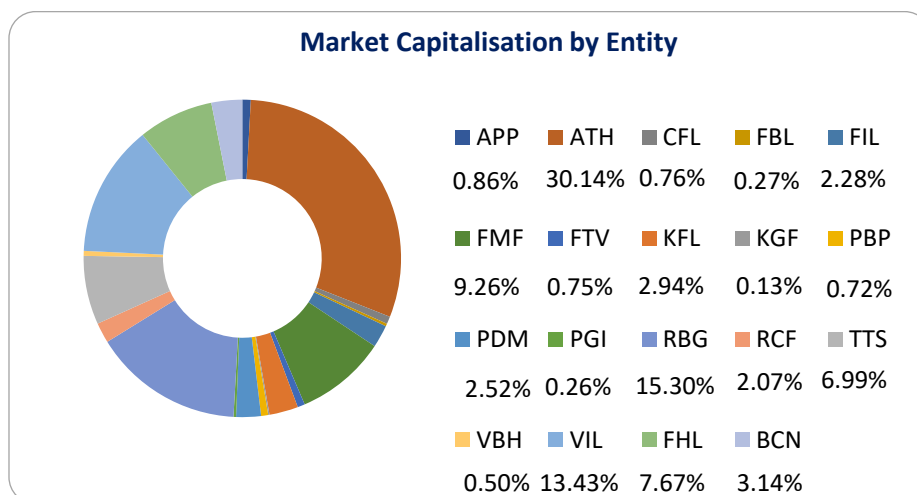
✕ Top 5 Listed Entities

- The top five listed stocks occupied 75.80% of the overall market. This is illustrated below for more information:



✕ Market Capitalisation by Entity

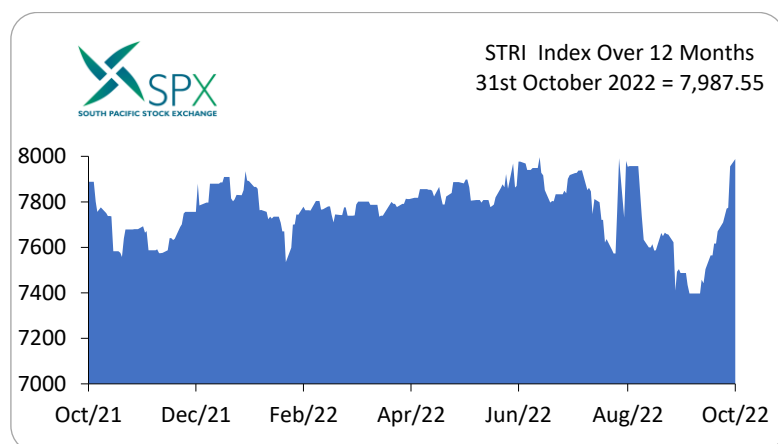
- Details of each listed entity's market capitalisation contribution as at October 2022 is portrayed below:



2.2 SPX Total Return Index (STRI)

✕ Monthly Movement

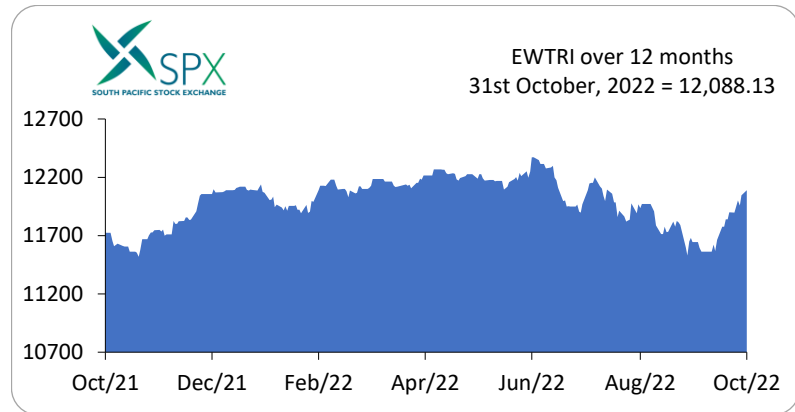
- The SPX Total Return Index (STRI) for the month of October rose significantly by 6.69% (+500.88 points) and concluded at a value of 7,987.55. The increase in STRI value is due to increase in share prices for securities; ATH, CFL, FIL and FMF.
- Additionally, during the month, dividend returns were generated by securities such as; BCN, VIL and FHL.
- Share price changes during the month of October 2022 per listed entity is illustrated under Section 2.6 for information.



2.3 SPX Equal Weighted Total Return Index (EWTRI)

✂ Monthly Movement

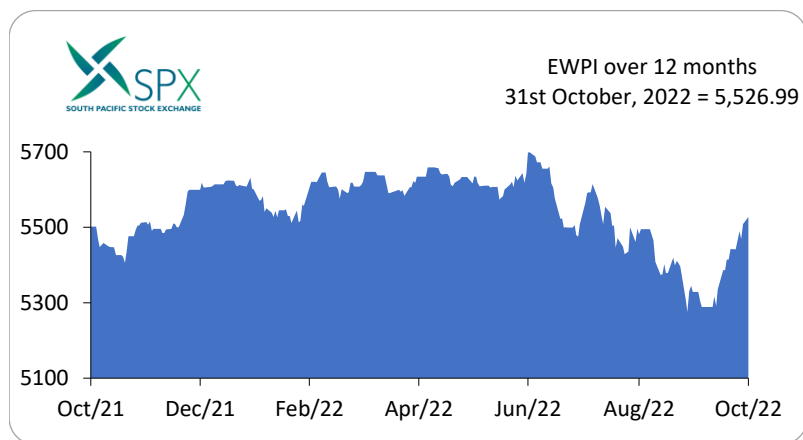
- The SPX Equal Weighted Total Return Index (EWTRI), which weighs each listed entity equally despite their individual market values, rose by 3.81% (+443.37 points) and concluded the month at 12,088.13.
- The 12-months trend for EWTRI is portrayed on the right-hand side for more information.



2.4 SPX Equal Weighted Price Index (EWPI)

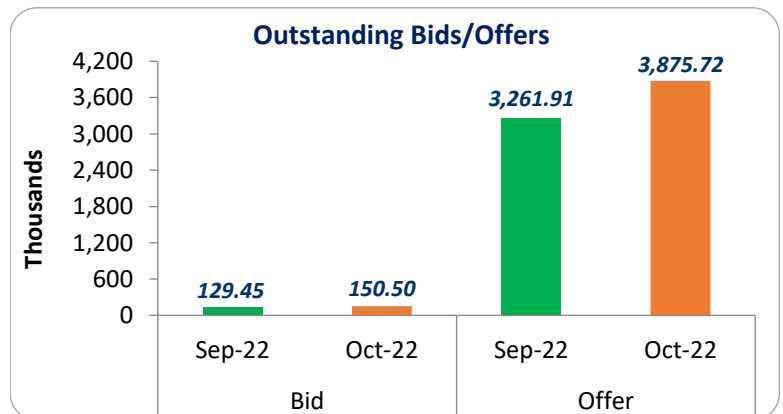
✂ Monthly Movement

- The SPX Equal Weighted Price Index (EWPI) which only accommodates share price changes while weighing all listed entities equally, rose by 3.73% (+198.52 points) and concluded the month at a value of 5,526.99.
- The 12-months trend for EWPI is portrayed on the right-hand side for more information.



2.5 Outstanding Bids/Offers

- For October 2022, the total quantity of shares on bid stood at 150,497 shares, showing an increase of 16.26% in comparison to the previous month. The increase was mainly due to inclusion of new buy orders for PDM, FHL and FIL.
- The total shares on offer stood at 3,875,717 shares, showing an increase of 18.82% in comparison to the prior month. The increase is mainly due to inclusion of new sell orders for ATH, FMF, FTV, KFL, KGF, VIL and FHL.
- The bid to offer ratio for the month of October stood at 1:26, an increase of 1.18% in comparison to the previous month. The increase is due to inclusion of more sell orders as opposed to buy orders during the month.



2.6 Trading Summary

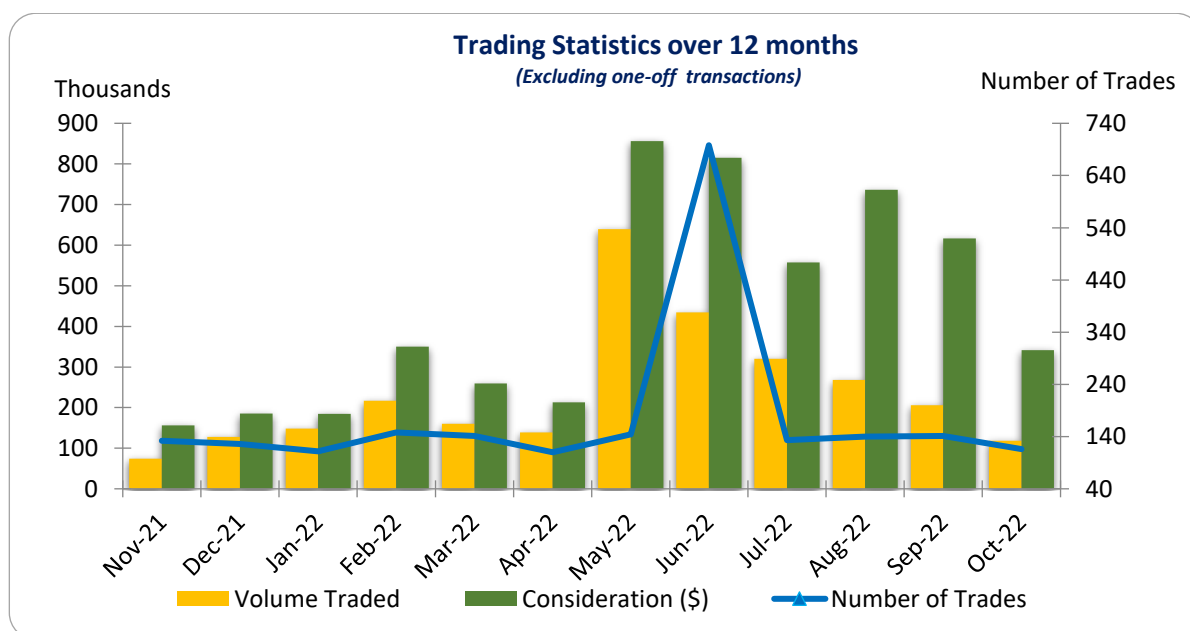
- During the month; 11 out of the 19 listed entities recorded market activities amongst which seven listed securities recorded share price movements.

- The trading summary per security for the month of October 2022 is tabulated below:

Security	Last Trade Price (\$)	Change (F\$)	Change (%)	52 Week High (F\$)	52 Week Low (F\$)	No. of Trades	Volume Traded	Value Traded (\$)
APP	3.40	0.00	0.00%	3.45	2.65		NO TRADES	
ATH	2.00	+0.14	+7.53%	2.18	1.70	5	2,169	4,251
CFL	6.81	+0.05	+0.74%	7.00	6.75	7	5,000	34,050
FBL	3.65	0.00	0.00%	4.04	2.80		NO TRADES	
FIL	8.43	+0.68	+8.77%	8.18	6.62	27	26,190	196,624
FMF	1.96	+0.86	+78.18%	2.07	1.10	9	22,786	41,878
FTV	2.30	-0.23	-9.09%	4.50	2.30	1	100	230
KFL	1.00	0.00	0.00%	1.18	0.90	5	2,514	2,514
KGF	1.12	0.00	0.00%	1.12	1.12		NO TRADES	
PBP	3.30	0.00	0.00%	3.30	2.99		NO TRADES	
PDM	2.00	0.00	0.00%	2.14	1.77	6	4,866	9,212
PGI	1.08	0.00	0.00%	1.08	1.08		NO TRADES	
RBG	3.24	0.00	0.00%	3.40	2.95	6	3,431	11,029
RCF	10.95	0.00	0.00%	11.30	10.20		NO TRADES	
TTS	15.83	0.00	0.00%	19.25	15.10		NO TRADES	
VBH	7.50	0.00	0.00%	7.50	7.50		NO TRADES	
VIL	4.11	-0.02	-0.48%	4.20	3.75	3	14	58
FHL	0.80	0.00	0.00%	1.01	0.55	38	51,463	37,579
BCN	32.50	-0.50	-1.52%	36.00	28.00	9	138	4,337
TOTAL						116	118,671	341,760

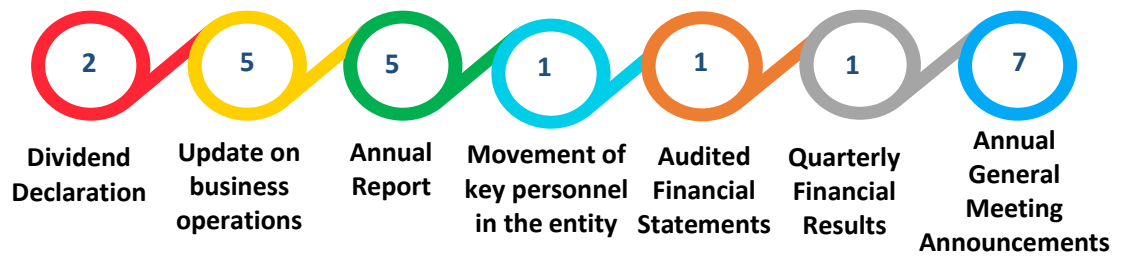
2.7 Trading Pattern

- The trading statistics over the past 12-months excluding all one-off transactions is illustrated below for more information:



3.0 Listed Entity Market Announcements

- A total of 22 announcements related to the listed entities were received and released by SPX during the month of October 2022. The announcements are illustrated below for more information:



DISCLAIMER: The information presented in this publication is for information purposes only and should not be construed as investment advice. All investments are subject to some degree of risk. The SPX does not guarantee investment performance or return of capital invested. You are entitled to seek professional investment advice before proceeding with any investment.