

WEEKLY STOCK MARKET ALERT

Friday, 23rd October, 2020



Key Highlights:



Market Capitalisation:

\$3.40 billion
- 0.57% | - \$19,449,459



SPX Total Return Index:

7,910.63
- 0.57% | - 45.32 points



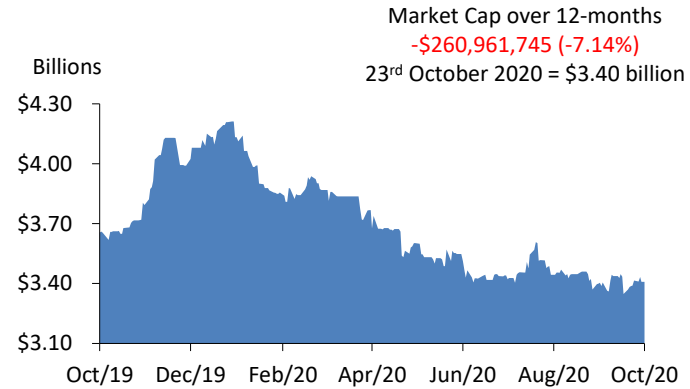
Equal Weighted Price Index:

5,079.22
+ 0.08% | + 4.12 points

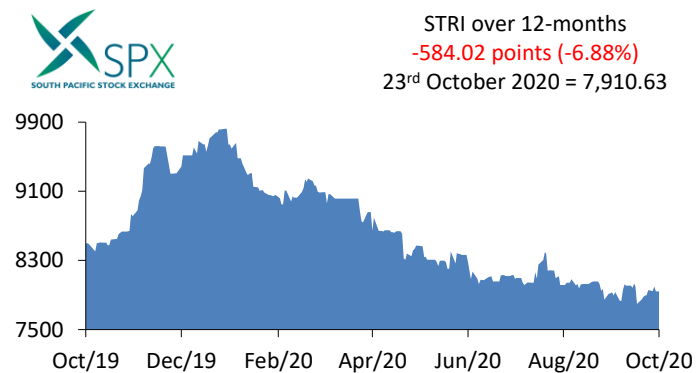
Weekly Market Movers					
Entity	Last Trade Price (F\$)	Change (F\$)	Change (%)	Volume Traded	Value Traded
APP	1.65	0.00	0.00%	200	325
ATH	1.84	-0.06	-3.16%	6,447	11,977
KFL	0.93	0.00	0.00%	200	186
PDM	2.09	-0.01	-0.48%	714	1,434
RBG	3.45	-0.09	-2.54%	250	863
FHL	0.99	+0.07	+7.61%	54,102	45,995

Click on listed entity code to access company page on SPX website

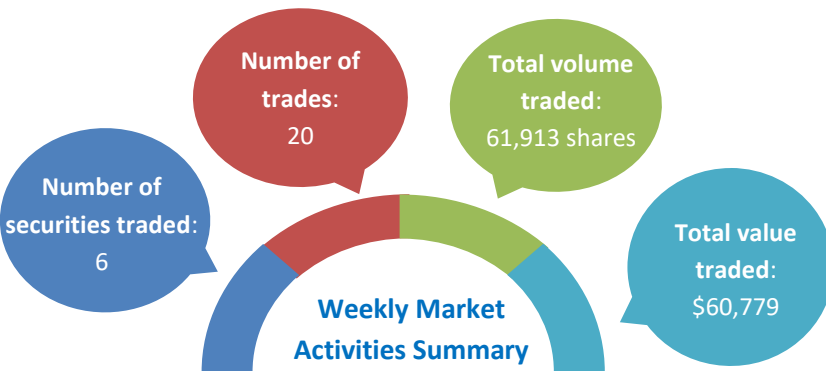
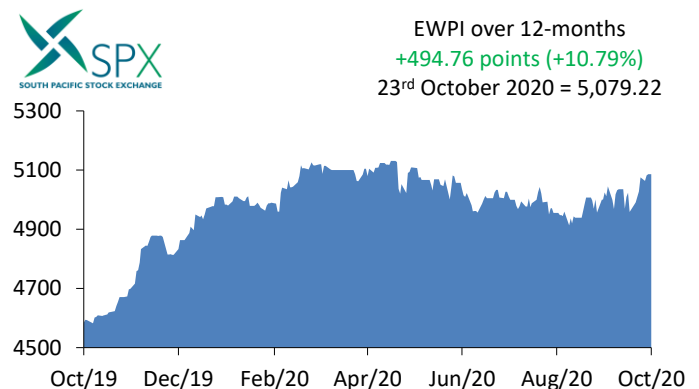
Market Capitalisation



SPX Total Return Index (STRI)



SPX Equal Weighted Price Index (EWPI)



Overall Market Commentary

- 20 transactions with an aggregate volume of 61,913 shares with a value of \$60,779 was recorded in 6 listed securities.
- The market value for the week recorded a decrease of 0.57% and concluded at \$3.40 billion. Four listed stocks recorded share price movements amongst which three listed entities recorded negative price movements and one security recorded positive price movement. Share price for Atlantic & Pacific Packaging Company Limited (APP) and Kontiki Finance Limited (KFL) remained unchanged.
- The market capitalisation weighted Total Return Index (STRI) also recorded a decrease of 0.57% while the Equal Weighted Price Index (EWPI), which weighs all listed entities equally, rose marginally by 0.08%.
- On year-to-date basis, the market value depicts a fall of 7.14% (-\$260,961,745) while the STRI value shows a fall of 6.88% (-584.02 points). The EWPI value on a 12-monthly basis stands higher by 10.79% (+494.76 points).

