

WEEKLY STOCK MARKET ALERT



Friday, June 26, 2020



Market Capitalisation: \$3.47 billion
▼ -2.30% -\$81,791,999



STRI: 8,171.22
▼ -2.30% -192.78 points



EWTRI: 10,546.34
▼ -0.69% -73.32 points

Weekly Market Movers

Entity	Last Trade Price (F\$)	Change (F\$)	Change (%)	Volume Traded	Value Traded (F\$)
APP	1.75	0.00	0.00	13,375	23,406
ATH	2.01	-0.12	-5.63%	5,155	10,424
FIL	4.50	+0.25	+5.88%	6,485	28,983
FTV	3.80	-0.19	-4.76%	742	2,820
KFL	0.99	0.00	0.00%	1,810	1,776
PBF	28.00	0.00	0.00%	100	2,775
PDM	2.47	-0.02	-0.80%	516	1,275
RBG	3.45	-0.20	-5.48%	9,000	28,253
VBH	6.75	-0.25	-3.57%	120	810
FHL	1.27	0.00	0.00%	39,316	49,639
BCN	27.50	0.00	0.00%	231	6,353

Click on listed entity code to access company page on SPX website.

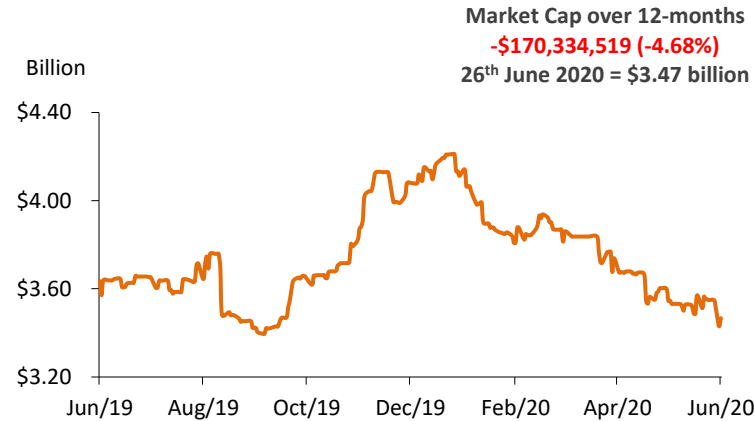
Weekly Market Activities Summary

Market Statistics	Current Week (26/06/2020)	Previous Week (19/06/2020)	Change (%)
Securities Traded	11	10	+10.00%
No. of Trades	144	33	+336.36%
Volume Traded	76,850	56,077	+37.04%
Value Traded	\$156,513	\$120,495	+29.89%

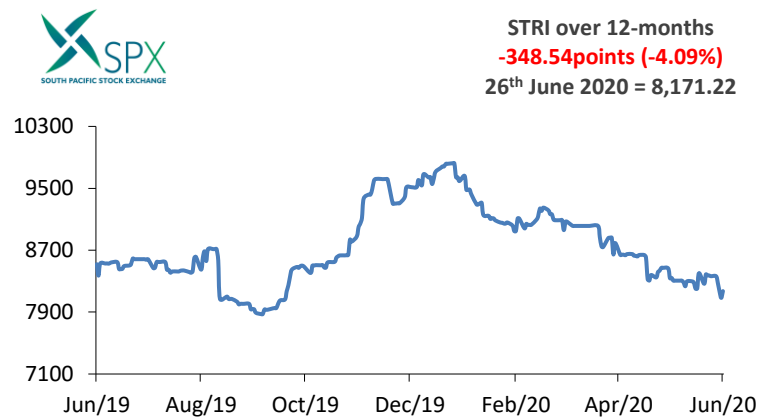
Overall Market Commentary

- Despite noting majority negative share price movements this week; resulting in decreases for aggregate market capitalisation and market indices, the trading platform remained active with the volume and value of trades settling at similar levels as that of the prior week.
- The number of transactions noted a hike owing to the final execution of Fijian Holdings Limited (FHL) re-investment trades.
- Amongst the 11 listed securities recording market activities, five listed stocks recorded negative prices movements while FijiCare Insurance Limited (FIL) was the only security to record a positive share price movement.
- The overall market value fell by 2.30% and concluded at \$3.47 billion. The SPX Total Return Index (STRI) also fell by 2.30% while the SPX Equal Weighted Total Return Index (EWTRI) fell by 0.69%.

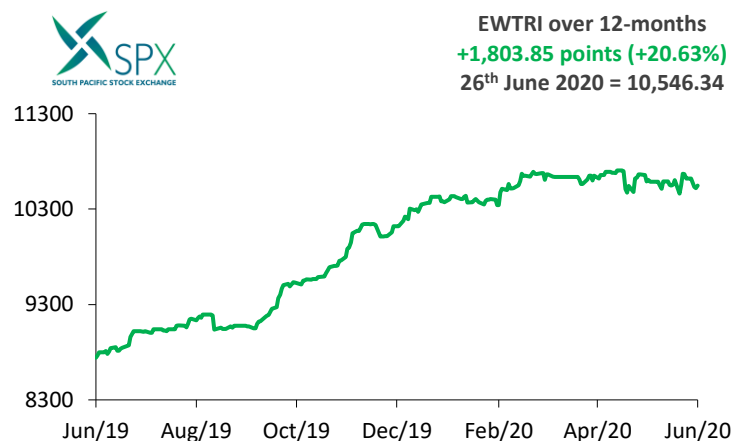
Market Capitalisation Trend over 12-months



SPX Total Return Index (STRI) over 12-months



Equal Weighted Total Return Index (EWTRI) over 12-months



DISCLAIMER: The information presented above is for information purposes only and should not be construed as investment advice. You are entitled to seek professional investment advice before proceeding with any investment.