



Paradise Beverages (Fiji) Limited [SPX Code: PBF]



Operation Description
The principal activities of the PBF group are the manufacture and sale of beer, ready-to-drink alcoholic beverages as well as the distillation and sale of portable and industrial alcohol.

Welcome message from SPX
With an aim to keep all our readers, followers and investors up to date with pertinent details about our listed entities, we are featuring PBF in this edition of insight article. PBF is the sixth largest entity listed on SPX by way of market share occupying 8.50% of our market and given that it is a publicly listed entity, Fijians like yourself have the opportunity to invest in and become part owner of this company.

Date Listed
11th February 1997

Recent Market Price
\$(F) 28.00

Dividend Yield
1.79%

Market Capitalisation
\$(F) 291.43 million

Issued Shares
10.41 million

Sector Represented
Manufacturers & Wholesalers

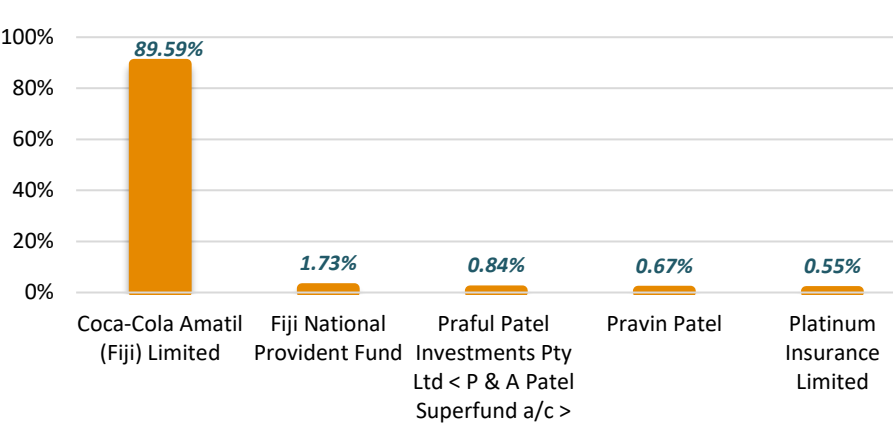
Website
www.paradisebeverages.com.fj

Access Company Page (more details)
[Click here](#)

Directors & Senior Management

- ✕ Ms Betty Ivanoff (Chairperson)
- ✕ Mr Cecil Browne (Independent Director)
- ✕ Mr Gardiner Whiteside (Independent Director)
- ✕ Mr Chris Litchfield (Director)
- ✕ Mr Roger Hare (Director)
- ✕ Mr Mike Spencer (General Manager)

Top 5 Shareholders

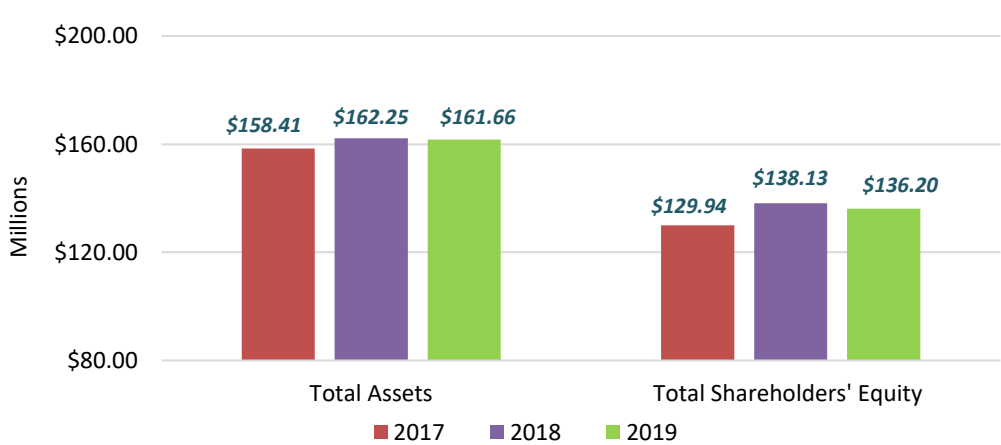


Financial Ratios Trend

Particulars	Dec-17	Dec-18	Dec-19
Return on Equity (%)	11.34	8.84	2.40
Return on Assets (%)	10.70	8.21	0.90
Net Profit Margin (%)	15.00	11.53	3.15
Current Ratio (times)	2.83	3.70	2.96
Quick Ratio (times)	1.47	2.20	1.83
Earnings per Share (\$)	1.42	1.17	0.31

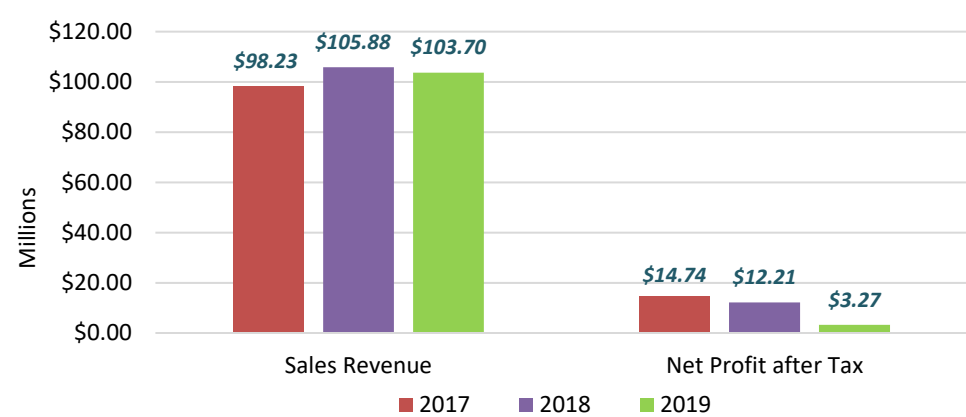
Financial Figures Trend

Total Assets & Total Shareholders' Equity Trend



Financial Figures Trend

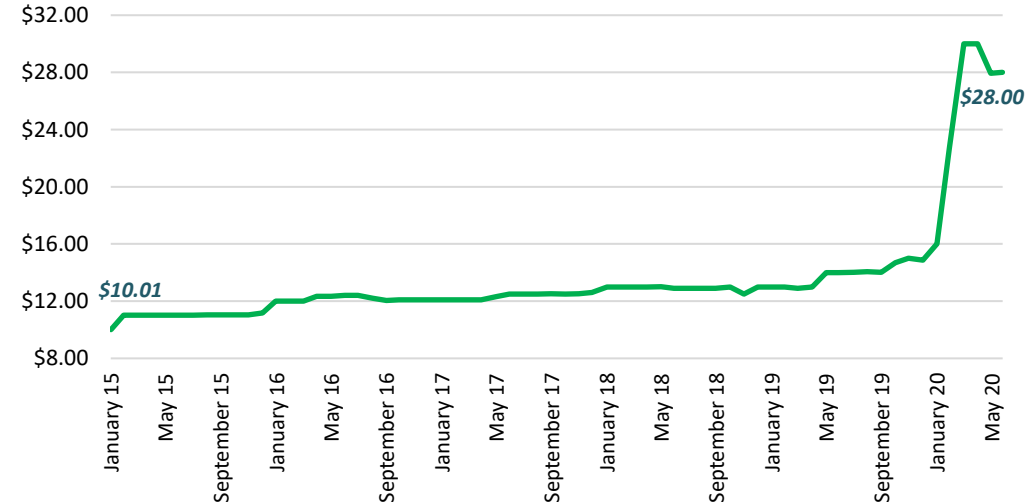
Sales Revenue & Net Profit after tax (NPAT) Trend



The NPAT for 2019 shows a fall of 73.25% in comparison to the previous financial year particularly due to impairment expenses related to Property, Plant and Equipment and Goodwill.

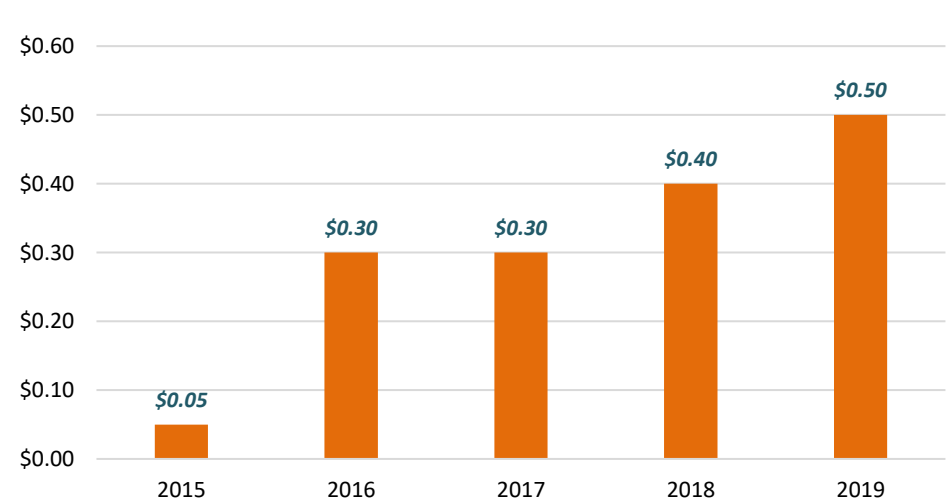
Share Price Performance

From January 2015 until the most recent



Dividend Payment History

Dividend per share from 31st December 2015 until 2019



Company Brands

